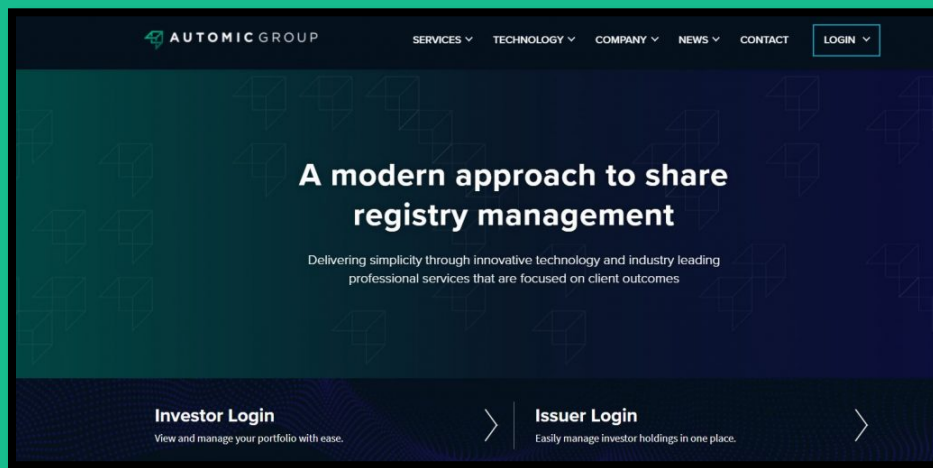


# Electronic Communication for Shareholder

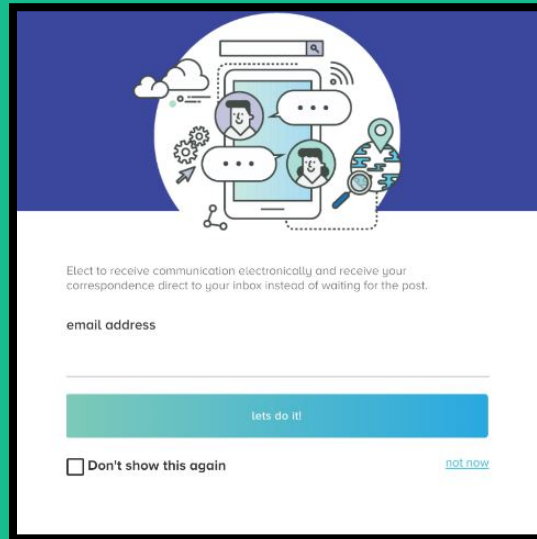
Shareholders can choose to receive emails instead of printed copies of our formal ASX documents. This includes Notice of Meetings and other documents that are usually printed. To receive electronic mail, visit the Automic Share Registry's website and click the below Investor Login and register by entering **Carnegie Clean Energy** and your **Holder Number (HIN/SRN)**



**Simply follow these easy steps below to receive your account activation email.**

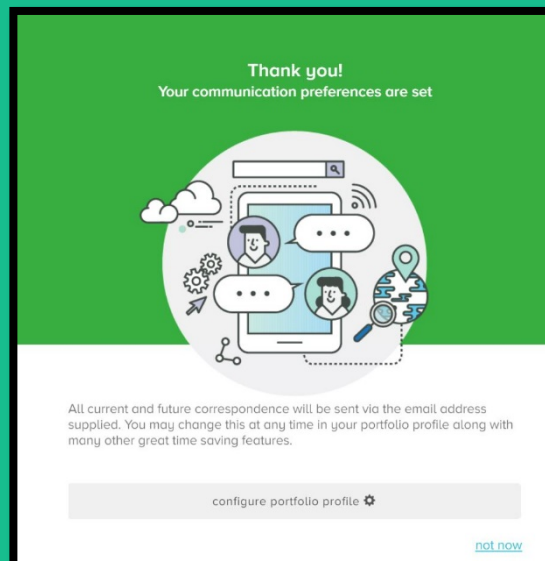
**Step 1.** Enter your Username & Password

**Step 2.** Once you have entered your email address you will see the pop-up that will ask you if you would like to receive communication electronically.



The screenshot shows a pop-up window with a dark blue header containing a circular illustration of a smartphone with various communication icons (person, speech bubble, gear, location pin, magnifying glass, and Wi-Fi signal). Below the header, the text reads: "Elect to receive communication electronically and receive your correspondence direct to your inbox instead of waiting for the post." This is followed by a label "email address" and a white input field. A blue button labeled "lets do it!" is positioned below the input field. At the bottom left, there is a checkbox labeled "Don't show this again" and a blue link "not now" at the bottom right.

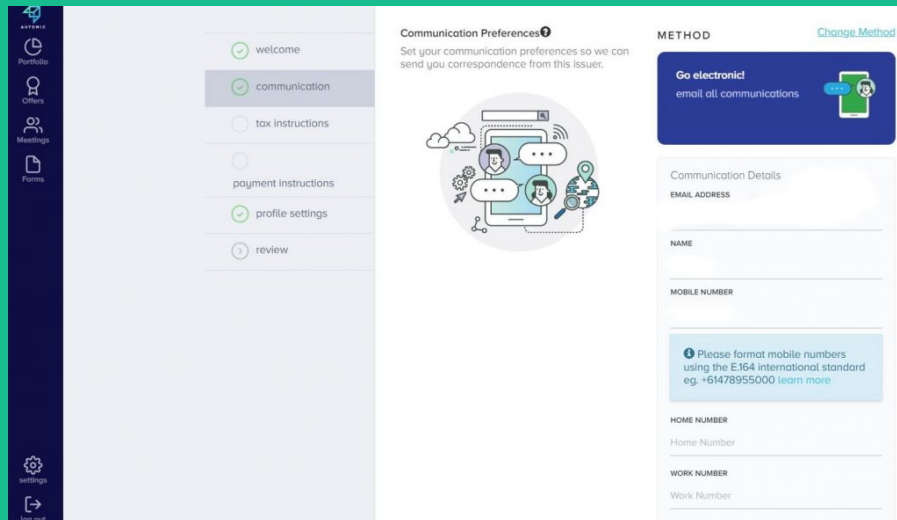
**Step 3.** Once you have entered your email you will receive a notification that all



The screenshot shows a confirmation message on a green background. At the top, it says "Thank you!" and "Your communication preferences are set". Below this is the same circular illustration from the previous step. The text continues: "All current and future correspondence will be sent via the email address supplied. You may change this at any time in your portfolio profile along with many other great time saving features." At the bottom, there is a grey button labeled "configure portfolio profile" with a gear icon. A blue link "not now" is located at the bottom right.

All current and future correspondence will be sent to your chosen email address.

**Step 4.** At the bottom left of the Automic page go to settings and you will be directed to **User Settings** go to the **Portfolio Profile** to setup your account.



## Congratulations

You have now completed your portfolio setup to receive E-Communications.

If you have any questions, please give Carnegie a call and we can guide you through the steps.

08 6168 8400

